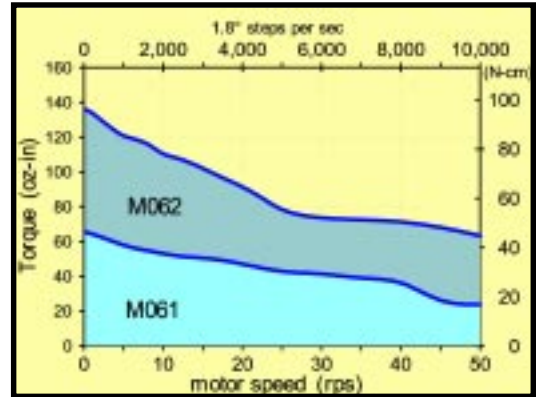


Standard 60mm Frame Size (NEMA Size 23)



Performance Envelope

(see page xx for detailed torque-speed curves)



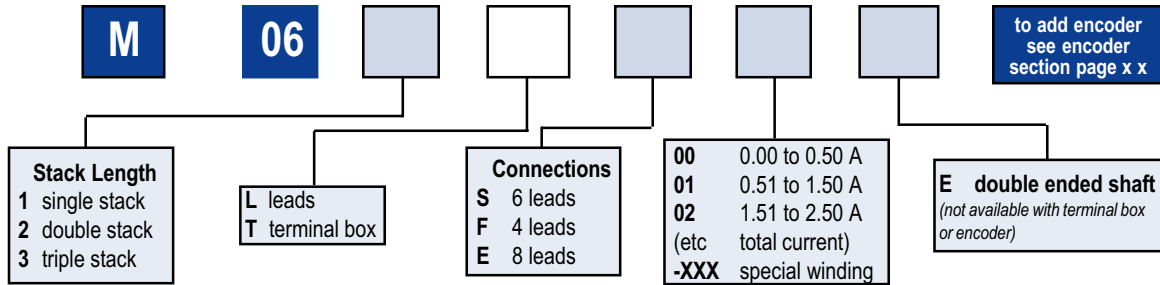
- ◆ Up to 150% rated torque reserve capacity
- ◆ ± 3% typical step accuracy
- ◆ UL and Canadian recognized
- ◆ Standard terminal box, encoders, and precision gearheads available
- ◆ Available with four, six or eight leads
- ◆ Customized configurations available



Motor Frame	Minimum Holding Torque		Rotor Inertia	Weight		Maximum Shaft Load		Minimum Residual Torque
	Unipolar 2Ø on	Bipolar 2Ø on		Net*	Ship*	Overhang	Thrust	
	oz-in (Ncm)	oz-in (Ncm)		oz-in-s ² (kg-cm ²)	lb (kg)	lb (kg)	lb (kg)	
M061	60 (42)	75 (53)	0.0017 (0.12)	1.3 (0.57)	2.5 (0.68)	15 (6.8)	25 (11)	1.0 (0.71)
M062	100 (71)	125 (88)	0.0034 (0.24)	2.0 (0.91)	2.5 (1.1)	15 (6.8)	25 (11)	1.4 (0.99)

* Weight for motor with leads

SLO-SYN® DC STEP MOTORS



M06

See next page for detailed model number information

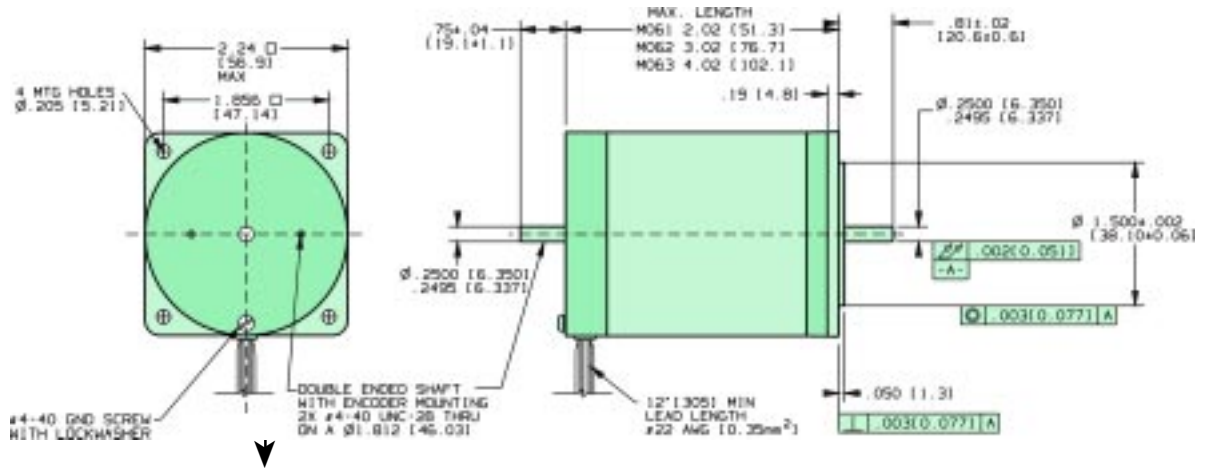
4-CONNECTION STEP MOTORS					
Model Number		Winding Specifications			
New	Old (Leads)	Voltage VDC	Current Amperes	Resistance ohms	Inductance mH
M061-□F01	M061-LF-408	8.0	0.50	16	61
M061-□F03	M061-FF-206	6.3	1.0	6.3	25
M062-□F03	M062-LF-402	6.6	1.0	6.6	33
M062-□F04	M062-FF-206	4.2	1.5	2.8	13
M063-□F04	M063-FF-206	5.4	1.5	3.6	18

6-CONNECTION STEP MOTORS								
Model Number	Winding Specifications							
	Unipolar				Bipolar Series			
See next page for options	Voltage VDC	Current Amperes	Resistance ohms	Inductance mH	Voltage VDC	Current Amperes	Resistance ohms	Inductance mH
M061□S-301	11	0.44	23	38	16	0.30	45	150
M061□S02	5.0	1.0	5.0	9.6	7.0	0.70	10	38
M061□S08	1.3	3.8	0.33	0.64	1.8	2.7	0.66	2.5
M062□S03	5.3	1.6	3.3	8.3	7.5	1.1	6.6	33
M062□S04	4.2	1.9	2.2	5.9	5.9	1.3	4.4	24
M062□S06	2.6	3.1	0.88	2.0	3.9	2.2	1.8	8.0
M062□S09	1.7	4.7	0.35	0.80	2.3	3.3	0.7	3.2

8-CONNECTION STEP MOTORS								
Model Number	Winding Specifications							
	Unipolar				Bipolar Parallel ♦			
See next page for options	Voltage VDC	Current Amperes	Resistance ohms	Inductance mH	Voltage VDC	Current Amperes	Resistance ohms	Inductance mH
M061□E02	5.0	1.0	5.0	9.6	3.5	1.4	2.5	9.6
M061□E08	1.3	3.8	0.33	0.64	0.89	5.4	0.16	0.64
M061□E04	4.2	1.9	2.2	5.9	3.0	2.7	1.1	5.9
M062□E06	2.6	3.1	0.88	2	1.9	4.4	0.44	2.0
M062□E09	1.7	4.7	0.35	0.80	1.2	6.7	0.18	0.80

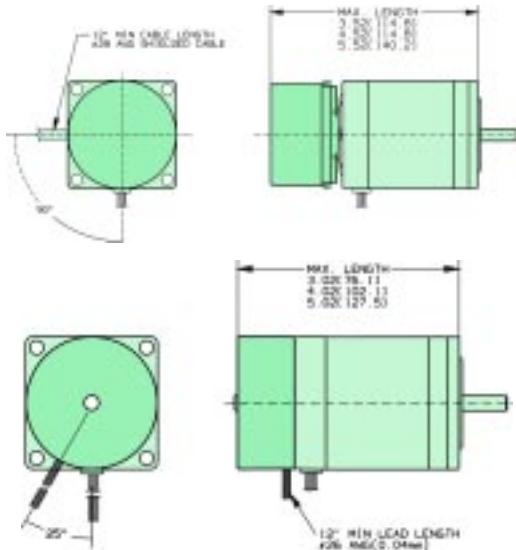
◇ nameplate may reference old model number
♦ see 6-lead table for 8-lead bipolar series ratings

Motor Dimensions



Add "E" to model number for double ended shaft. Example: M062-LS03E

Encoder



Add to Model Number:

C

500

6

Pulses per Revolution

200, 400, 500, or 1250

Number of Outputs

2 A, B (not available with 1250)
3 A, B, Index (not available with 1250)
6 A, B, Index, A, B, Index
Differential Line Drivers supplied with 6 outputs

M061-LE08C2003

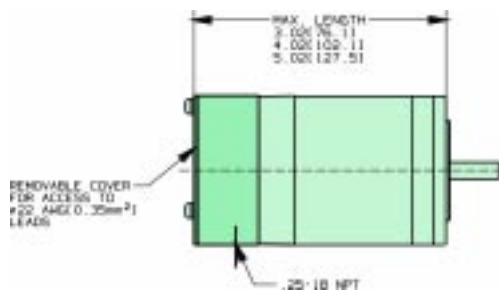
single stack, eight leads, 8 amps, 200 pulse encoder with A, B outputs

M062-LS09C12506

double stack, six leads, 9 amps, 1250 pulse encoder with 6 outputs.

(consult factory for encoder with terminal box)

Terminal Box



Change Model Number:

Example: M062-TE09 (double stack, terminal box, eight leads, 9 amp winding)

(consult factory for encoder with terminal box)

SLO-SYN[®] DC STEP MOTORS

24 V Bipolar - Full Step

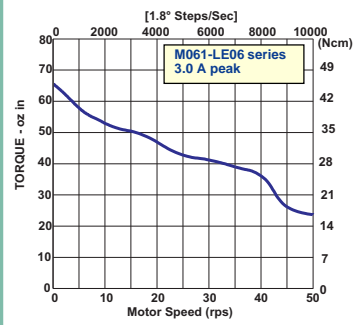
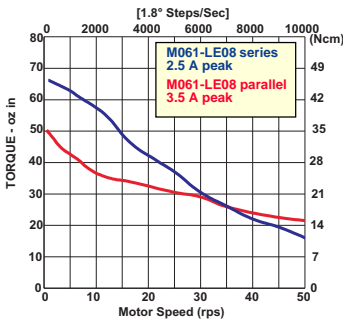
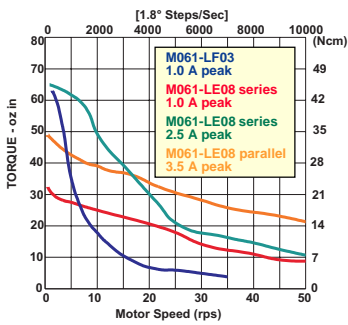
36 V Bipolar - Full Step

72 V Bipolar - Full Step

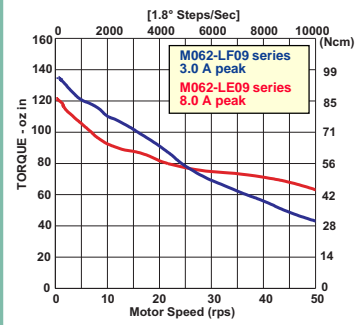
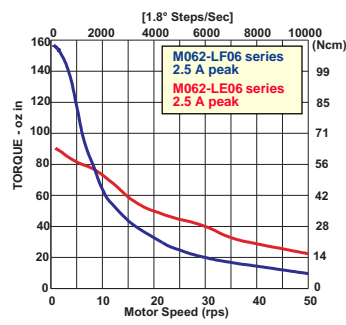
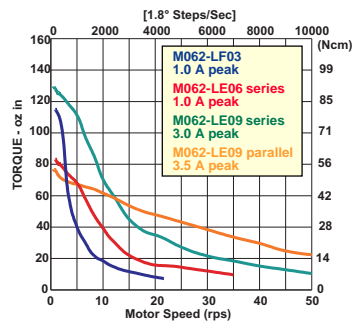
◆ 24 and 36 volt data measured with SD200 Modular Drive Module or the SS2000MD4 Modular Drive. ◆ 72 volt data measured with MD808 Modular Drive Module or the SS2000MD4 Modular Drive.

M06

M061



M062



- ◆ The curves do not show system resonances which will vary with system mechanical parameters.
- ◆ Duty cycle is dependent on torque, speed, Drive parameters, and heat sink conditions. Maximum case temperature is 100°C.